

QUARTERLY MONITORING REPORT

DIRECTORATE: Environment
SERVICE: Highways, Transportation & Logistics
PERIOD: Quarter 1, 2007/08

1.0 INTRODUCTION

This quarterly monitoring report covers the Highways, Transportation & Logistics Department first quarter period up to 30 June 2007. It describes key developments and progress against 'key' objectives and performance indicators for the service.

The way in which traffic light symbols have been used to reflect progress to date is explained in Appendix 5.

It should be noted that this report is presented to a number of Policy and Performance Boards. Those objectives and indicators that are not directly relevant to this Board have been shaded grey.

2.0 KEY DEVELOPMENTS

Mersey Gateway

The publication of orders and applications for the Mersey Gateway has now slipped to March 2008. This is due to the late delivery of the traffic modelling work required to support the case.

Upton Rocks Distributor Road

This scheme is being developed under a S106 planning agreement with joint developers Redrow and Persimmon Homes. Heads of terms for the purchase of a small piece of land owned by Riverside College were agreed in April although completion of the legal contract has taken longer than anticipated due to a delay in agreeing the exact extent and value of accommodation works to the college.

This has delayed the start of construction although a tender for the contract was accepted in March this year. Meanwhile formal agreements for the construction of the section of the road within Knowsley MBC boundaries are progressing satisfactorily.

Watkinson Way Junction Improvement

This proposed scheme upgrades the existing junction into a signalised gyratory to improve traffic flow and pedestrian & cycle links at this

important transport 'gateway' to Widnes town centre and Widnes Waterfront EDZ. Tenders have been received for this £1.05m project which will be funded through a 'cocktail' of public and private sector funding related to the regeneration and redevelopment of the EDZ. A bid for the major share of funding from NWDA is currently being assessed.

Halton Lea Bus station

Work has progressed well during Q1 on the refurbishment of the bus station. Funded through the LTP, this scheme will provide a high quality screened and sheltered passenger waiting area with 'real-time' public transport information, CCTV and improved seating. Completion of the scheme has been slightly delayed until mid August due to the discovery and subsequent removal of asbestos within the original roof and wall panels.

3.0 EMERGING ISSUES




Structural defects in street lighting columns have necessitated removal of a number of columns on the Silver Jubilee Bridge approach from Widnes. Testing of remaining columns on the bridge, its approaches and elsewhere was not scheduled but is now required in view of failures. Funding required for renewals and additional testing is being explored.

A draft Vision and Strategy for Transport for the Liverpool City Region has been developed between Halton, the 5 districts of Merseyside and Merseytravel. It is designed to inform the Merseyside Action Plan and the City Region Prospectus, by providing a framework against which future transport investment and governance arrangements can be set

The potential implications of the draft Local Transport Bill for both Halton and Merseyside have been considered and comments will be submitted to the Department for Transport as part of the formal consultation exercise which concludes on 7th September 2007.




While the final draft for the Major Scheme Bid for the Maintenance of the SJB Complex was submitted in March 2006, the Department for Transport have only recently indicated that further strands of work are required on it. However, it also indicated that we now have an opportunity to bid for maintenance funding of up to £5m per year through the Principal Road Network Bridge Strengthening and Major Maintenance route, a route previously thought unavailable to us. Bids for this funding have to be in by 31st August 2007 and we are on target to do this. Meanwhile, officers are still working with DfT to progress the Major Scheme Bid.

4.0 PROGRESS AGAINST KEY OBJECTIVES / MILESTONES

Total	4		2		0		2
--------------	----------	---	----------	---	----------	---	----------

Milestone dates for HT01 (Mersey Gateway), and HT05 (Silver Jubilee Bridge Maintenance) are expected to be missed. For further details, please refer to Appendix 1.

4.1 PROGRESS AGAINST OTHER OBJECTIVES / MILESTONES




Total	1		1		0		0
--------------	----------	---	----------	---	----------	---	----------

No “other” objectives have been reported by exception this quarter.

5.0 SERVICE REVIEW




There have been no service reviews this quarter.

6.0 PROGRESS AGAINST KEY PERFORMANCE INDICATORS

Total	2		2		0		0
--------------	----------	---	----------	---	----------	---	----------

Appendix 2.

6.1 PROGRESS AGAINST OTHER PERFORMANCE INDICATORS

Total	22		20		2		0
--------------	-----------	---	-----------	---	----------	---	----------

Two “other” indicators have been reported by exception this quarter - HT LI 05, Proportion of LGV’s that pass the annual MOT test first time and HT LI 10, Increase MOT test facility turnover by 5% per annum. Both have been assigned amber traffic lights. For further details, please refer to Appendix 3.

7.0 PROGRESS AGAINST LPSA TARGETS

There are no current LPSA targets for this service.

8.0 RISK CONTROL MEASURES

During the production of the 2007-08 Service Plan, the service was required to undertake a risk assessment of all Key Service Objectives.





Where a Key Service Objective has been assessed and found to have associated 'High' risk, progress against the application of risk treatment measures is to be monitored, and reported in the quarterly monitoring report in quarters 2 and 4.

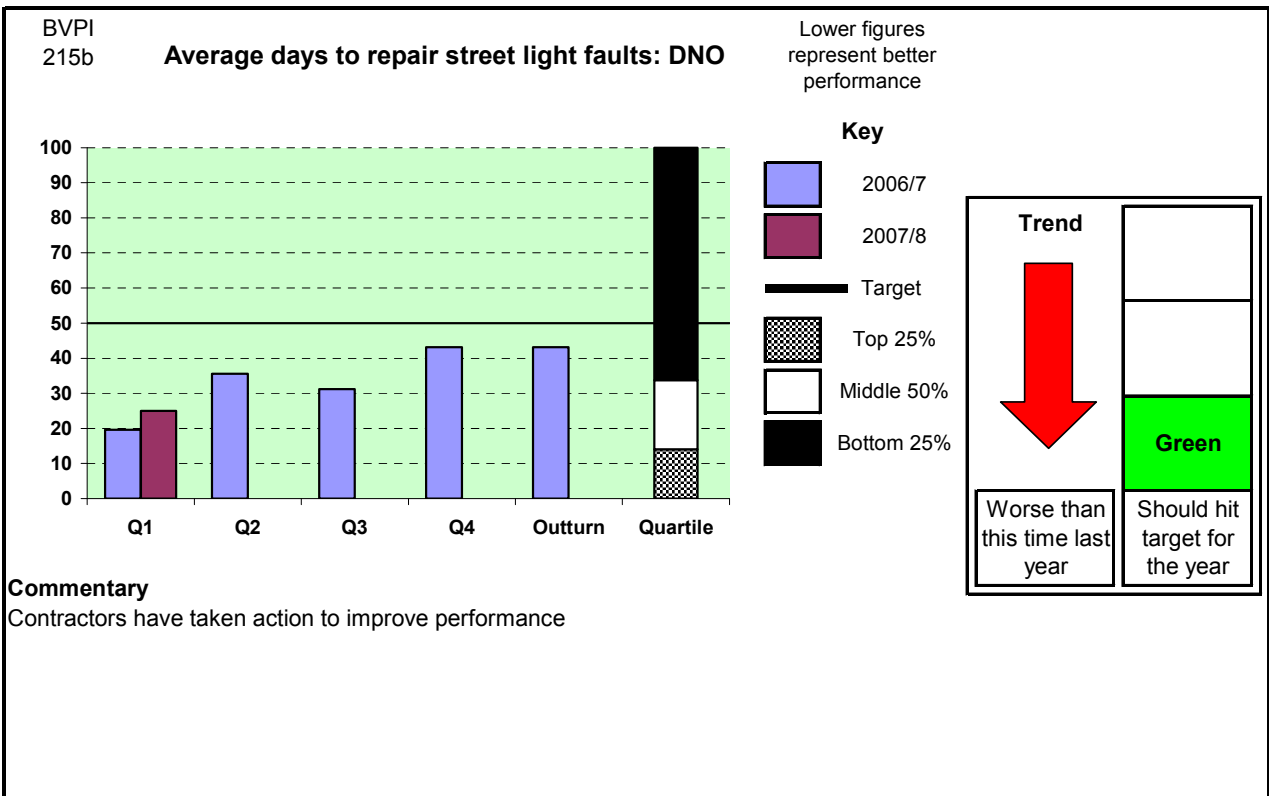
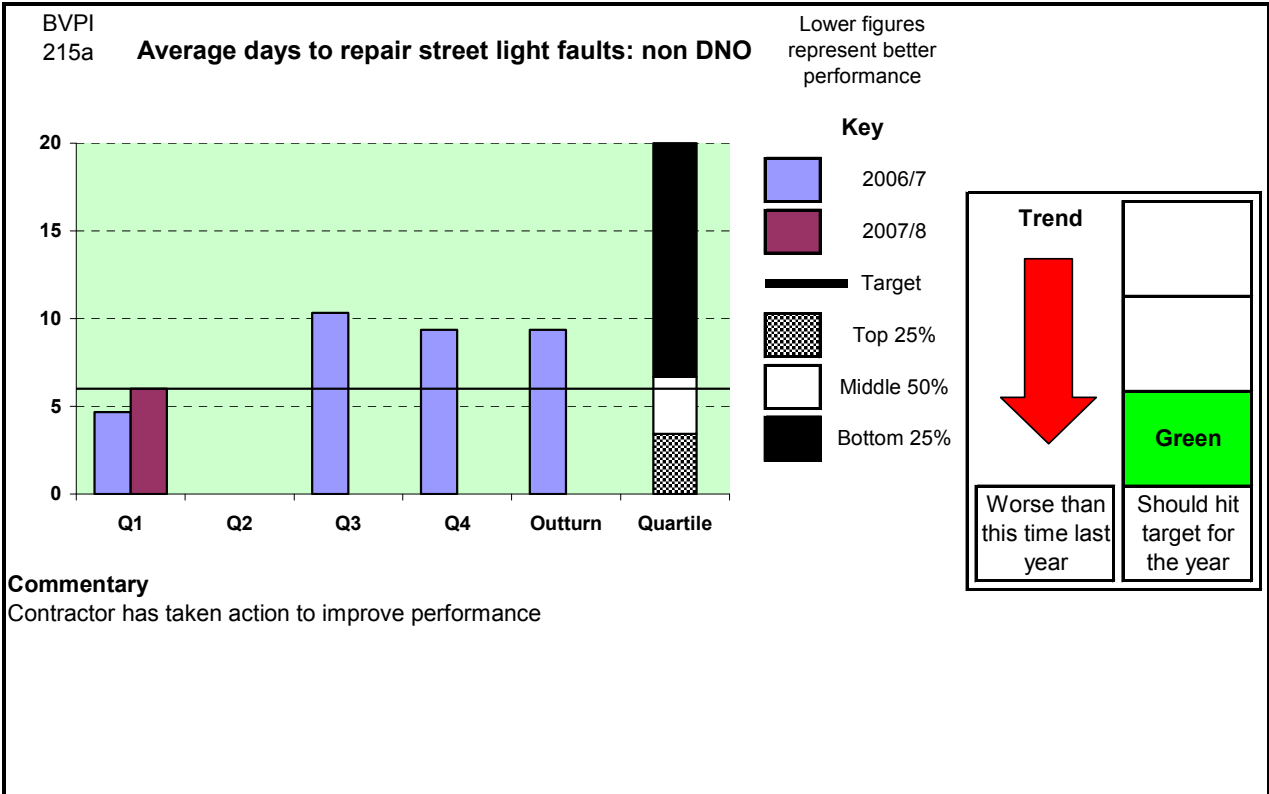
9.0 PROGRESS AGAINST HIGH PRIORITY EQUALITY ACTIONS



During 2006/07 the service was required to undertake an Equality Impact Assessment. Progress against actions identified through that assessment, with associated High priority are to be reported in the quarterly monitoring report in quarters 2 and 4.

10.0 APPENDICES

Appendix 1- Progress against Key Objectives/ Milestones
Appendix 2- Progress against Key Performance Indicators
Appendix 3- Progress against Other Performance Indicators
Appendix 4- Financial Statement
Appendix 5- Explanation of traffic light symbols

Service Plan Ref.	Objective	2007/08 Key Milestone	Progress to date	Commentary
HT 01	Mersey Gateway – to complete the procedural process to achieve all necessary orders for the construction of Mersey Gateway.	Publish orders and applications by January 2008.		Publication of Orders and applications has been delayed until March 2008 due to late delivery of traffic model.
HT 04	Local Transport Plan 2 – to deliver the implementation programme of LTP2, submit Progress Reports as required by DfT and monitor progress against the Council's transport objectives.	APR 2006/07-07/08 in preparation. Requirements yet to be confirmed by DfT.		APR not required until July 2008. However, officers have still provided DfT with a progress report on LTP Financial and Mandatory Indicators. DfT still to confirm requirements for July 2008 reporting.
HT 05	Silver Jubilee Bridge Maintenance Major Scheme – to secure funding, complete procurement and deliver works.	Funding secured (£47m), procurement means established, delivery programme initiated by 31.03.08		Detailed response to Major Scheme Bid still awaited from DfT. Will inevitably require further work by HBC before programme entry awarded, though details of this yet to be outlined by DfT. See Item 3.0 Emerging Issues regarding potential for parallel bidding for 3 years through PRN major maintenance route
HT 06	Vehicle Fleet Replacement Programme – Implement and complete tendering process.	Tenders advertised. Contracts awarded by 31.03.08		On target. Acquisition options appraisal complete. Report going to exec board sub in September.



Ref	Indicator	Actual 06 / 07	Target 07 / 08	Quarter 1	Progress	Commentary
Service Delivery Indicators.						
HT LI 05	Proportion of LGV's that pass the annual MOT test first time	84%	90%	89%		Target missed for first quarter, this should be rectified by the end of Q2
Cost & Efficiency Indicators.						
HT LI 10	Increase MOT test facility turnover by 5% per annum	£144624	+ 5%	£32339		Target missed due to a slow start to retail income.

Financial Statement

HIGHWAYS , TRANSPORTATION & LOGISTICS

Revenue Budget as at 30th June 2007

	Annual Revised Budget	Budget To Date	Actual To Date	Variance To Date (overspend)	Actual Including Committed Items
	£'000	£'000	£'000	£'000	£'000
<u>Expenditure</u>					
Employees	3,273	808	722	86	722
Premises Support	260	0	0	0	0
Other Premises	152	59	51	8	52
Hired & Contracted Services	246	61	47	14	93
Supplies & Services	389	80	71	9	108
Highways Insurance	639	0	0	0	0
Street Lighting	1,694	213	202	11	279
Highways Maintenance	2,199	190	190	0	291
Bridges	113	28	11	17	22
Eastern Relief Road (met by grant)	205	42	42	0	59
Other Transport	244	40	35	5	63
Central Support Services	540	0	0	0	0
Departmental Support Services	284	0	0	0	0
NRA Levy	55	14	14	0	14
Subsidised Bus Routes	654	163	128	35	424
Out of Zone Transport	144	12	12	24	21
Grants to Voluntary Organisations	114	57	57	0	114
Asset Charges	4,988	0	0	0	0
Total Expenditure	16,193	1,767	1,582	185	2,262
<u>Income</u>					
Sales	-43	-11	-10	(1)	-10
Out of Zone Transport	-144	0	0	0	0
Other Fees & Charges	-108	-16	-25	9	-25
Support Service Recharges	-979	0	0	0	0
Grants & Reimbursements	-406	-234	-228	(6)	-228
Recharge to Capital	-638	-5	-10	5	-10
Total Income	-2,318	-266	-273	7	-273

Net Expenditure	13,876	1,501	1,309	192	1,989

Comments on the above figures:

In overall terms revenue spending at the end of quarter 1 is below budget. This is due to a number of expenditure budget areas which are underspent at this stage.

Staffing is underspent mainly in the Highways Engineers section as a result of staff turnover and vacancies for professional staff being slow to fill. The pay increase is still to be agreed for the year 07.08 which will also account for the variance.

With regards to underspends to date on the works budgets – Street Lighting, and Bridges, these budgets usually incur expenditure towards the end of the financial year due to the nature of the work undertaken. As a result the budgets will be spent by the financial year-end.

Subsidised Bus Routes is underspent due to quarterly charges not yet received from other authorities and Merseytravel.

At this stage it is anticipated that overall spend will be in line with the Departmental budget by the financial year-end.

HIGHWAYS , TRANSPORTATION & LOGISTICS

Capital Projects as at 30th June 2007

	Actual To 30 th June £'000	07-08 Capital Allocation £'000	08-09 Capital Allocation £'000	09-10 Capital Allocation £'000
<u>Local Transport Plan</u>				
<u>Bridges & Highway Maintenance</u>				
Bridge Strengthening - Calvers	0	150	0	0
A533 Desoto Road Railway Bridge	0	120	0	0
A533 Widnes Pedestrian Subway	0	30	0	0
A533 Widnes Approach Viaduct	0	284	0	0
A533 Brook Place Bridge	0	67	0	0
SJB Complex & Associated Structures	8	68	0	0
Other Bridges	1	60	0	0
HBC Bridges LTP Staff Costs	0	147	0	0
Seconded Staff Waterman	23	72	0	0
Retentions on Contracts from 04.05	0	20	0	0
Carriageway Reconstruction Major – PRN Minor	130	250	0	0
Carriageway Reconstruction MLI	0	150	0	0
Footway Reconstruction PRN	0	80	0	0
Independent Footpath Network (205k)	0	75	0	0
Footway Reconstruction MLI	0	100	0	0
Carriageway Reconstruction Other Roads	0	110	0	0
Footway Reconstruction Other Roads	0	45	0	0
Carriageway Major Drainage	0	45	0	0
Cycleways	34	30	0	0
To Be Agreed	0	10	0	0
HBC Highways LTP Staff costs	0	90	0	0
Seconded Staff Waterman	0	39	0	0
Lighting	0	150	0	0
Total Bridges & Highway Maintenance	196	2,192	0	0
<u>Capital</u>				
LSS – PR Safety Schemes Barriers	0	17	0	0
Local safety schemes – Watkinson Way	0	89	0	0
Walking (Quality Corridor)	0	158	0	0
Walking (Outside Corridor)	0	33	0	0
Cycling (Quality Corridor)	0	161	0	0
Cycling (Outside Corridor)	0	49	0	0
Bus Route – Quality Corridor	0	170	0	0
Direct Contribution to Regeneration	0	40	0	0
A56/Eastern Expressway Improvements	0	130	0	0
Upton Lane Distributor Match Funding	6	60	0	0
Seconded Staff Waterman	10	75	0	0

Minor Works Staff Costs	0	199	0	0
Total Capital	16	1,181	0	0
<u>Lighting</u>				
Variable Message Signing	67	167	0	0
Traffic Signal Upgrades	3	27	0	0
Minor Works Staff Costs	0	18	0	0
Total Lighting	70	212	0	0
<u>Transport</u>				
LSS – Minor Works	0	65	0	0
School Travel Plan Support	0	19	0	0
Bus Shelter Improvements	0	33	0	0
Intergrated Transport Improvements	0	70	0	0
Accessibility Buses	0	145	0	0
Access Improvements	0	33	0	0
PRW	0	63	0	0
Greenways	0	40	0	0
Transportation LTP Staff Costs	0	97	0	0
Total Transportation	0	565	0	0
Total Local Transport Plan	282	4,150	0	0
<u>Halton Borough Council</u>				
Mersey Gateway	4,963	3,750	2,500	1,550
Flood Defence	0	50	50	50
Street lighting	0	200	200	200
Total Halton Borough Council	4,963	4,000	2,750	1,800
<u>Section 106 Schemes</u>				
Royal Avenue Car Parking	0	18	0	0
Widnes Station Access	0	80	0	0
Upton Rocks Distributor Road	0	743	0	0
Widnes Station Car Park Extension	0	100	0	0
B & Q Site Public Transport	0	39	0	0
Total Section 106 Schemes	0	980	0	0

Comments on the above figures

It is anticipated that the overall capital spending will be in line with the capital allocations by the financial year-end.

HIGHWAYS , TRANSPORTATION & LOGISTICS

LSP, External or Grant Funded Items as at 30th June 2007

	Annual Revised Budget	Budget To Date	Actual To Date	Variance To Date (overspend)	Actual Including Committed Items
	£'000	£'000	£'000	£'000	£'000
Accessible Transport	24	6	12	(6)	12
Links to Work	20	5	2	3	2
Neighbourhood Travel Team	60	15	12	3	12
Total Local Strategic Partnerships Funding	104	21	26	0	26

Environment Directorate.

Highways & Transportation.




Operational Services Division 2007/2008.

Revenue Budget as at 30th June 2007.

	Annual Budget	Budget To Date	Actual To Date	Variance To Date (overspend)	Actual Including Committed Items
	£'000	£'000	£'000	£'000	£'000
<u>Expenditure</u>					
Employees	1,142	278	260	18	260
Building Maintenance	51	0	0	0	0
Operational Building	125	19	19	0	19
Other Premises Costs	164	66	66	0	66
Supplies & Services	109	23	21	2	21
Hired & Contracted Services	95	26	25	1	25
Transport Recharges	193	48	49	(1)	49
Transport - Insurance Recharge	304	76	76	0	76
Transport - Contract Hire	1,497	374	354	20	354
Transport - Road Fund Licence	8	2	1	1	1
Transport - Fuel	420	105	99	6	99

Transport - Tyres	70	18	19	(1)	19
Transport - Casual Hire	20	5	18	(13)	18
Transport - Vehicle Parts	321	81	82	(1)	82
Transport - Sub-Contractors	38	9	18	(9)	18
Transport - Garage Equipment & Consumables	35	9	9	0	9
Central Support Costs	237	0	0	0	0
Internal Support Costs	262	63	63	0	63
Asset Charges	153	29	29	0	29
Total Expenditure	5,244	1,231	1,208	23	1,208
<u>Income</u>					
Miscellaneous Sales	0	0	-2	2	-2
Fees & Charges	-138	-36	-40	4	-40
Rents	-103	-26	-24	(2)	-24
Support Service Income	-943	-63	-63	0	-63
Reminbursement & Other Grants	-307	-77	-74	(3)	-74
Transport - Contract Hire	-2,317	-577	-604	27	-604
Transport - Fuel	-444	-112	-112	0	-112
Transport - Tyres	-84	-21	-23	2	-23
Transport - Casual Hire	-31	-8	-24	16	-24
Transport - Vehicle & Plant Repairs	-354	-85	-84	(1)	-84
Community Meals	-114	-32	-25	(7)	-25
Client Transport	-413	-101	-102	1	-102
Total Income	-5,248	-1,138	-1,177	39	-1,177
Net Expenditure	-4	93	31	62	31

The traffic light symbols are used in the following manner:

	<u>Objective</u>	<u>Performance Indicator</u>
<u>Green</u>	 <p>Indicates that the <u>objective is on course to be achieved</u> within the appropriate timeframe.</p>	<p>Indicates that the <u>target is on course to be achieved</u>.</p>
<u>Amber</u>	 <p>Indicates that it is <u>unclear</u> at this stage, due to a lack of information or a key milestone date being missed, <u>whether the objective will be achieved</u> within the appropriate timeframe.</p>	<p>Indicates that it is either <u>unclear</u> at this stage or too early to state whether the target is on course to be achieved.</p>
<u>Red</u>	 <p>Indicates that it is <u>highly likely or certain that the objective will not be achieved</u> within the appropriate timeframe.</p>	<p>Indicates that the <u>target will not be achieved</u> unless there is an intervention or remedial action taken.</p>